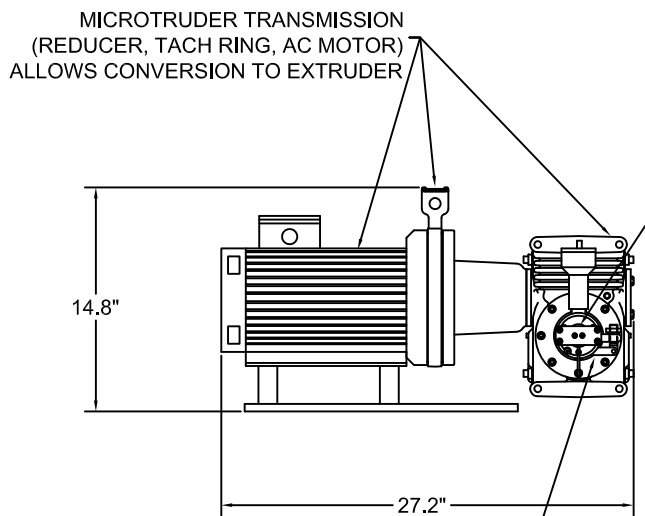
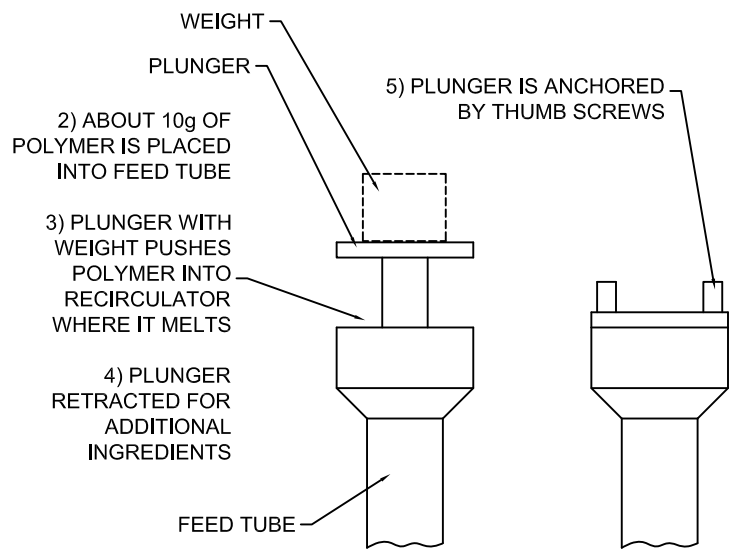
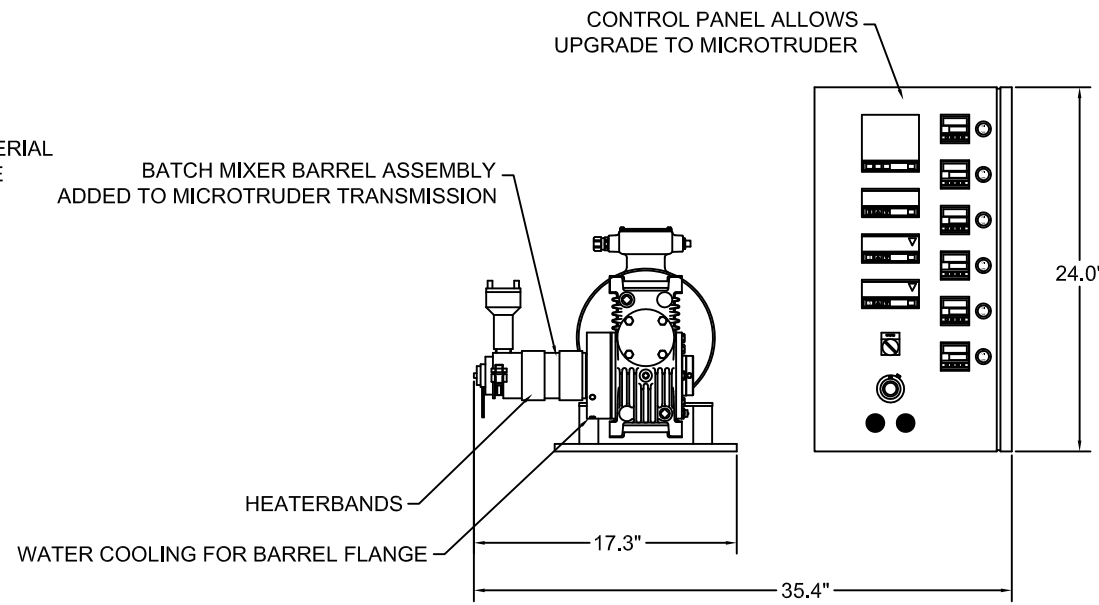


PIVOT ARM BLOCKS DIE HOLE WHEN CLAMPED (WHEN PIVOT ARM IS RELEASED, DIE HOLE ALLOWS POLYMER TO EXIT FROM MIXER)



6) CLEANING HEAD PUSHES MIXED MATERIAL THROUGH DIE PLATE

BATCH MIXER BARREL ASSEMBLY ADDED TO MICROTRUDER TRANSMISSION



SEE **DETAIL 'A'** FOR DIE CLAMPING ASSEMBLY

REV	DESCRIPTION	BY	DATE	DIMENSIONAL TOLERANCES UNLESS OTHERWISE SPECIFIED	MATERIAL
				DECIMAL DIMS ± 0.005 DIM ± 0.002 OD ± 0.002	FRACTUREMIL 2 104
					TREAT TREAT
					SCALE 1:1
					WEIGHTS
					DATE 4/12/2005
					CHECKED BY DPL DATE 4/12/2005
					APPROVED BY KWL DATE 4/12/2005
					SIZE DRAWING NUMBER
					REV. D 001-385

RANDCASTLE
EXTRUSION SYSTEMS, INC.
74 SAND PARK RD., CEDAR GROVE, ILL. 60109

BATCH MIXER RM-1000-4
LAYOUT DRAWING